

# **QESH** screening and dewatering system



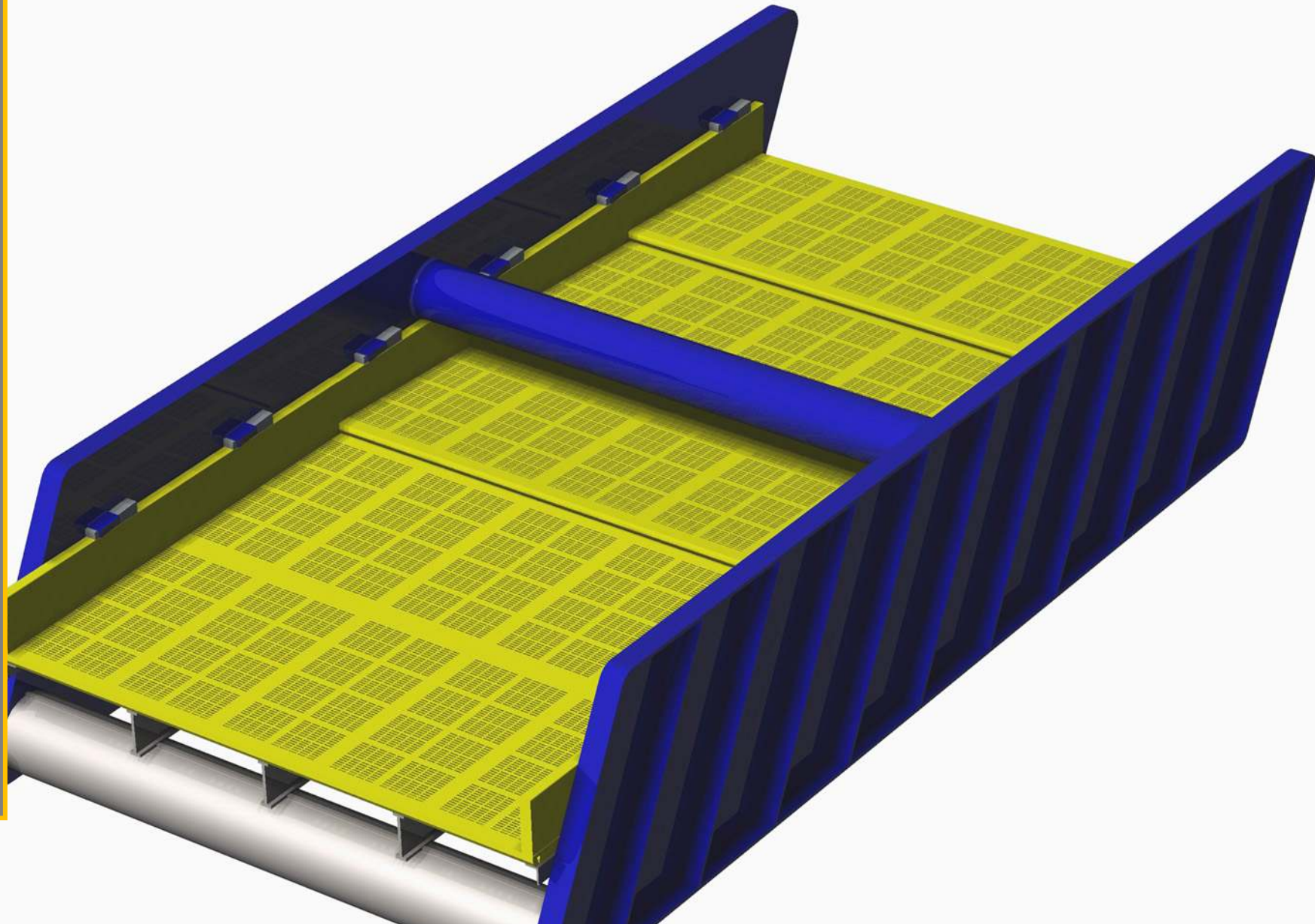
The **QESH** modular System for Screening and Dewatering is the result of the Synergy between our Engineering and commercial Departments.

In fact we have coupled the technical Advantages of our well-proven **Q&E (Quick & Easy)** modular system with the common World Market Requirement of Size standardised modules.

During the past years we have verified that the Module size of 1'x2' ( 305x610mm) in the Imperial System based Countries and the size of 300x600mm in the metrical System based Countries are the most required Size Standards all over the World.

With this in mind we have engineered our **QESH** Modules anyway holding the most appreciated Characteristics of our **Q&E** System:

1. Widest open area
2. Easy installation
3. Easy crossing of the modules
4. Widest open area



Focusing the Easiness of installation as one of our main goals we have engineered **QESH** system in such a way that the same modules and clamping items can be installed in two different ways in order to create a flat or a Cascade screen deck.

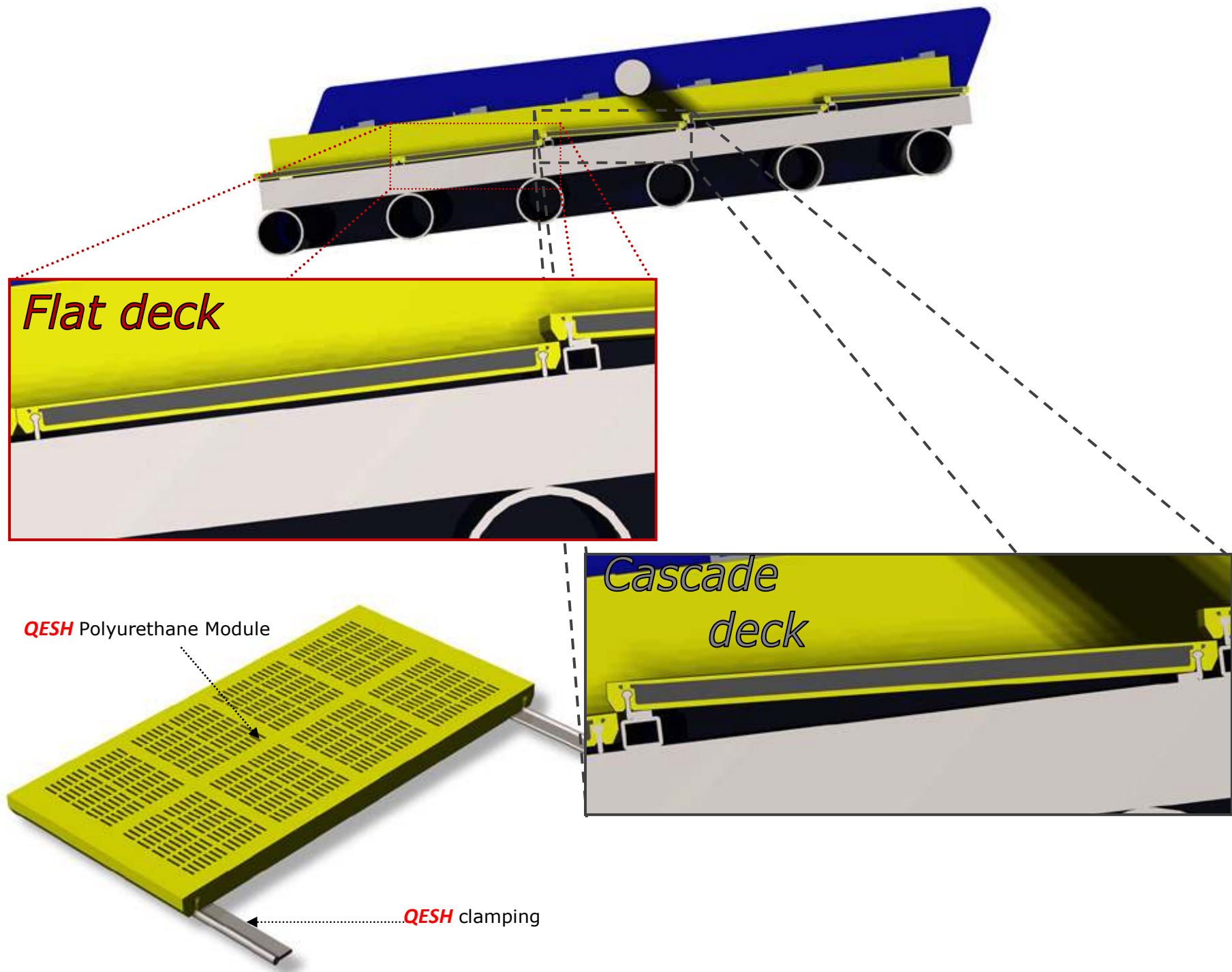
In both cases the system is entirely made of only 02 items:

- Polyurethane Modules
- Steel clamping Bars

No Steel Under-construction, Plugs, Pins are required!  
Only 02 clamping bars per every row of panels (on the way of flow) are necessary and that's it.

It's easily understandable that the installation and de-installation operations are drastically faster than other systems and the option to create flat or Cascade decks with the same items gives an unique opportunity to approach your screening problems as best as possible.

In fact it is possible to make the 1<sup>st</sup> part of the screen deck as Cascade and to make the rest flat!



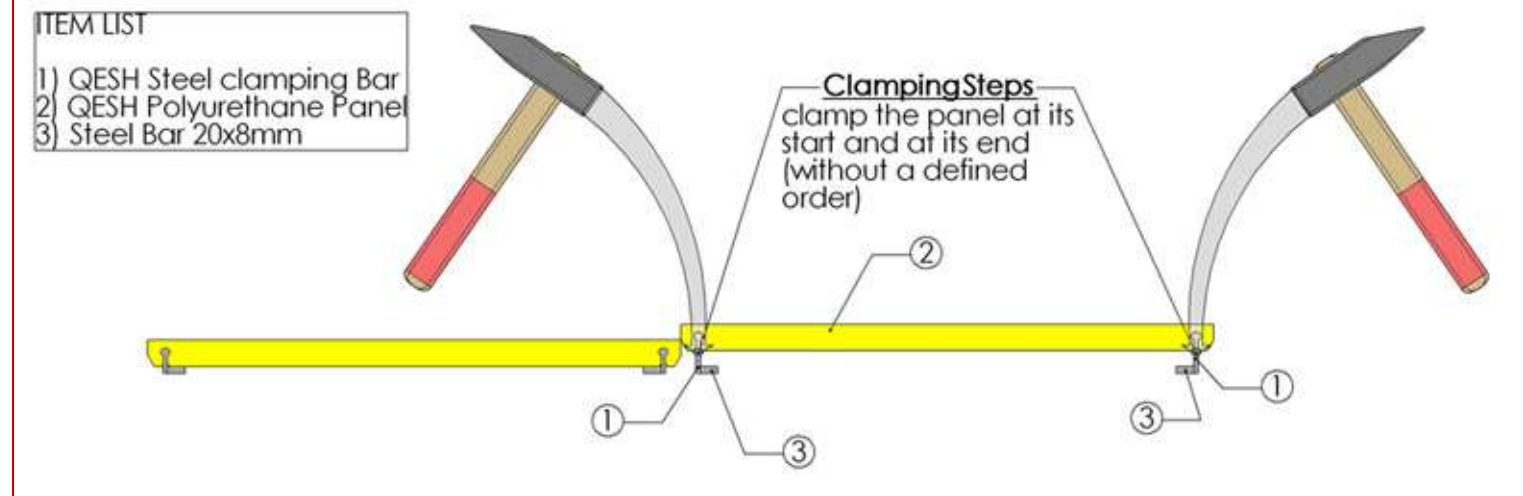
This has proven to be peculiarly important in Dewatering where the Cascade system can be helpful at Feeding to separate sand from water while the flat deck at Discharge assures the necessary Flow speed.

At the end of the day what **QESH** really gives you is total Freedom to choose the best option for your screening applications.

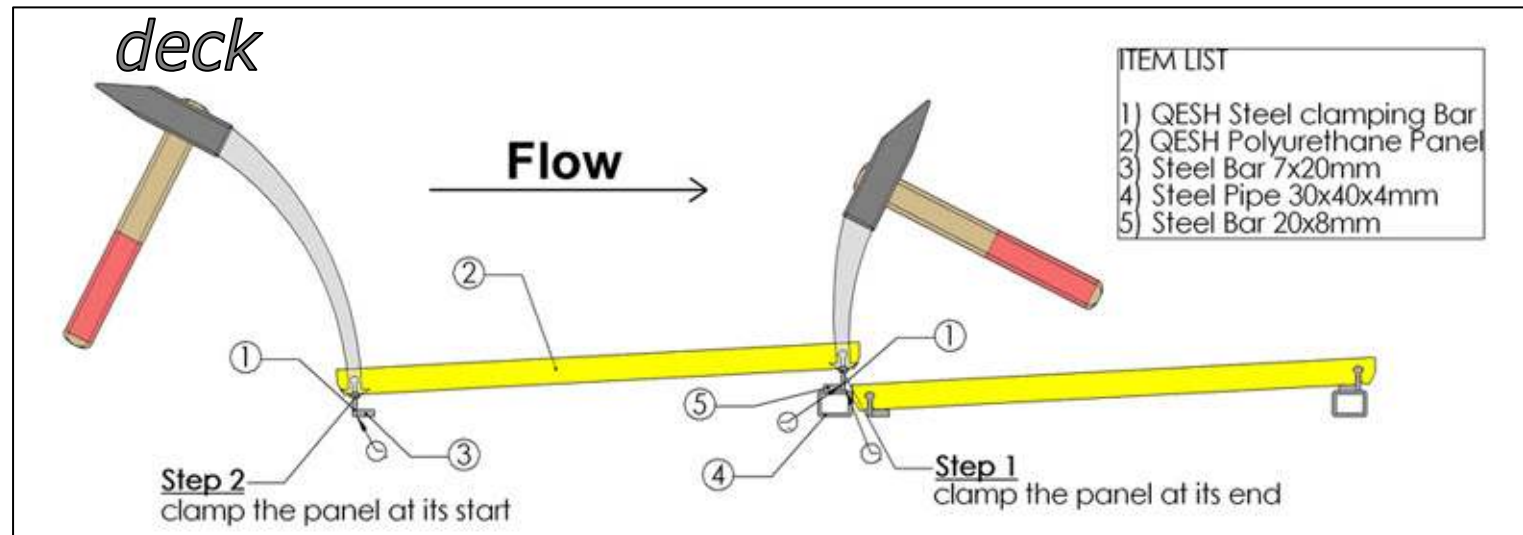
*A standard product for customised problems!*

Installation of the **QESH** modular system on your screen deck

## Flat deck



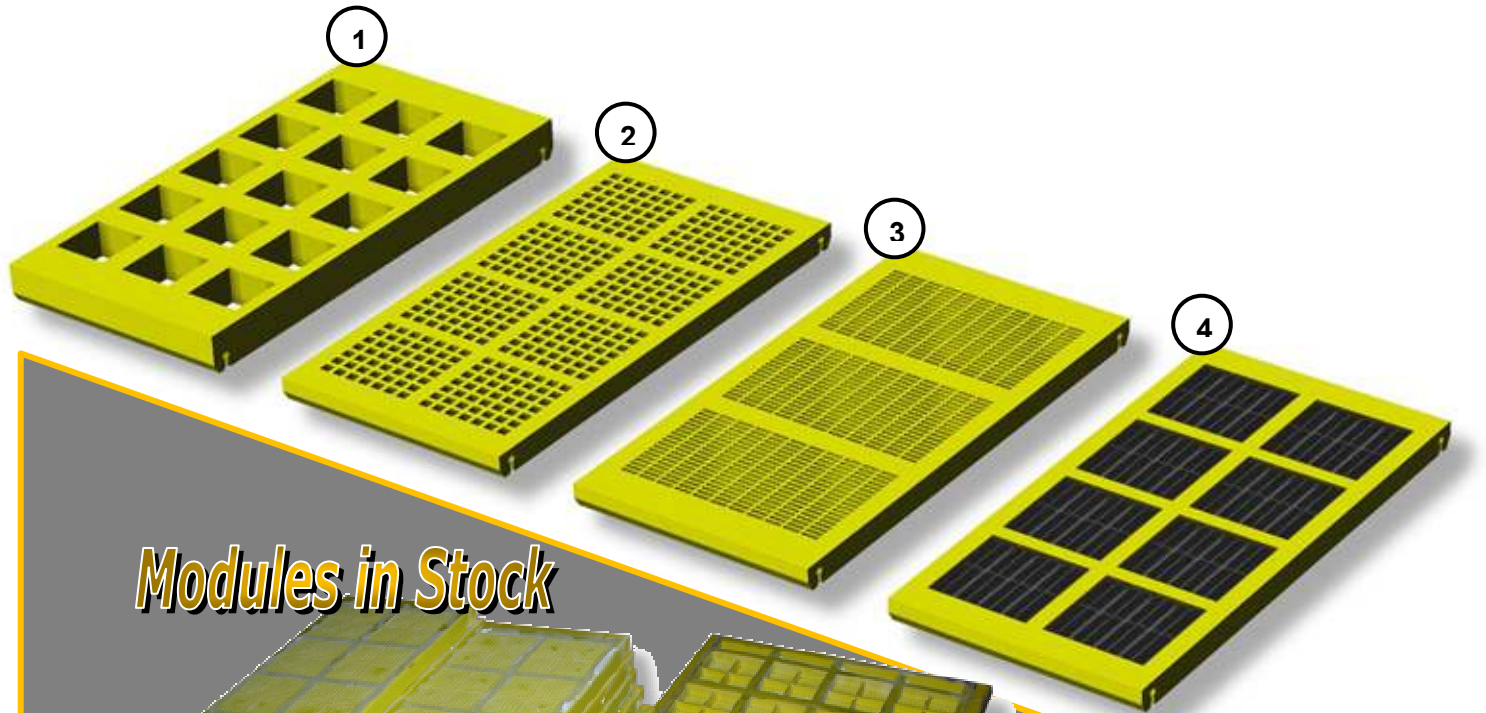
## Cascade deck




## AVAILABILITY

**QESH** Modules are available with the following Standards:

Item	Standard	Characteristics
1	Heavy Duty Module	<ul style="list-style-type: none"> <li>Consistent Thickness (40 &gt; 60mm)</li> <li>Reinforced internal Steel frame</li> <li><b>Superelastic</b> Polyurethane</li> </ul>
2	Medium & Light Duty Module	Nothing peculiar
3	High performing Module	<ul style="list-style-type: none"> <li>Wide open Area</li> <li>Low Thickness of the screening areas (max. 5mm)</li> <li><b>Superelastic</b> Polyurethane</li> <li>(mainly addressed to light Duty Installations)</li> </ul>
4	Dewatering Module	<ul style="list-style-type: none"> <li>Hard Polyurethane (ca. 95 Shore A) in dewatering Areas</li> </ul>



**Modules in Stock**



**Installed modules**