




Quick & Easy modular system

The **Quick & Easy** modular system is a smart fastening system for polyurethane screens. Despite modular fastening is very diffused in mineral and aggregate processing, **Quick & Easy** distinguishes itself from the standard market thanks to some relevant advantages:

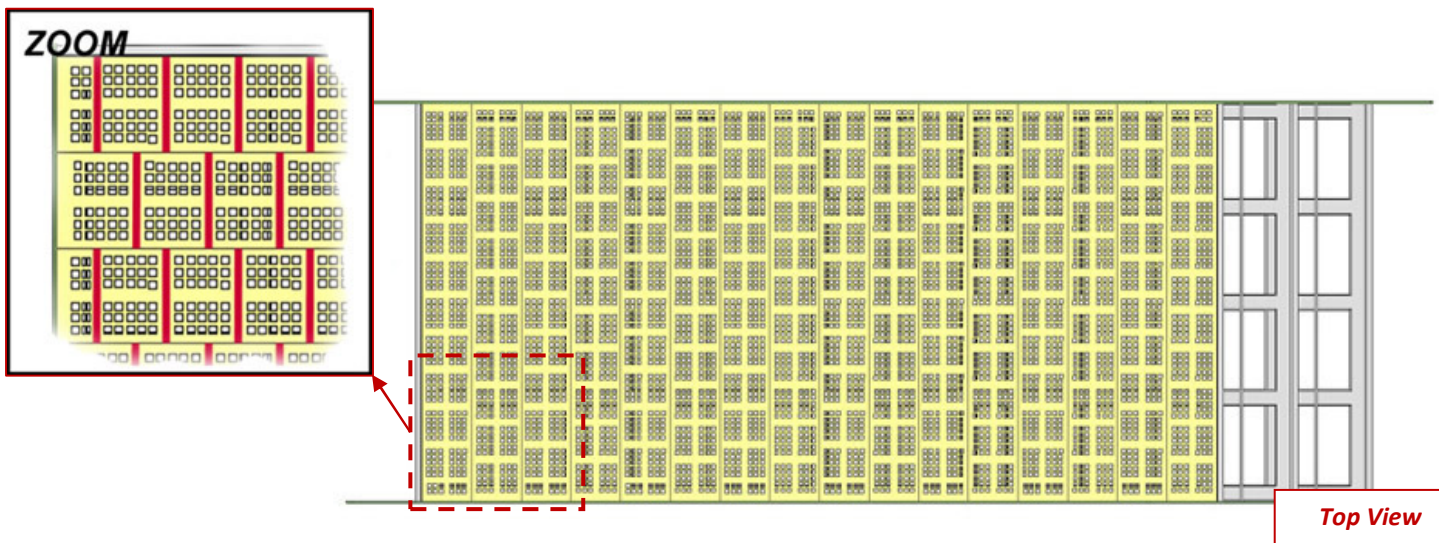
- Faster and easier application
- Higher screen productivity
- Better management of the screening surfaces
- Higher screening performances




The application of our polyurethane modular screens is so fast and easy because their quantity per screen deck is very limited.

In fact our modular screens are fastened along the transversal way of the screen deck and this permits to apply longer screening modules without running into any fastening problems.

This means that one or maximally two screening panels are necessary to cover the entire transversal side of the screen deck.




Besides with **Quick & Easy** it is not necessary to use different kind of panels to interrupt blank areas because they are designed so to use the same screen model all over the screen deck. In fact it is enough to alternatively turn the panels on the screen deck in order to get the interruptions. In this way the application becomes still faster and easier because it is not necessary to search for the right module to apply on side or central position but all modules can be applied everywhere on the screen deck.




Fitment of the screen deck with identical polyurethane modular screen

Turn the module

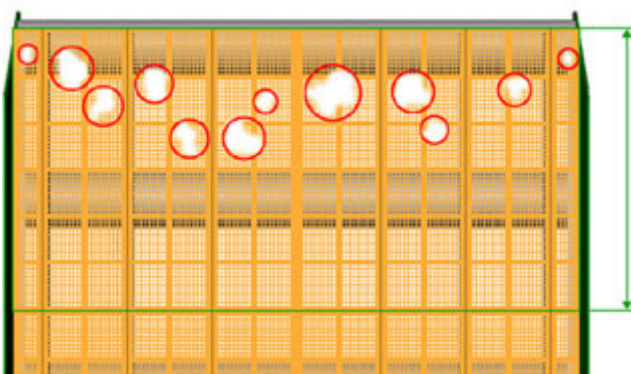


and fasten



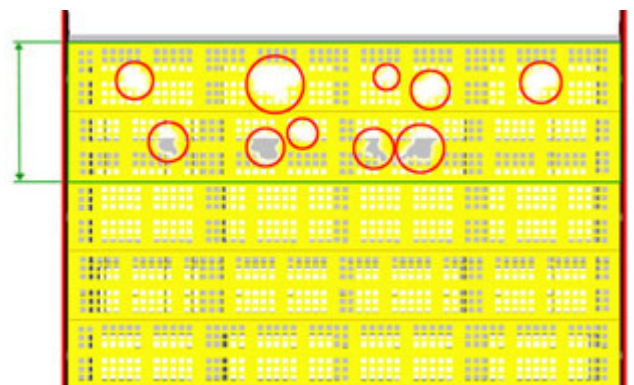
Besides the transversal application of the screening modules permits a better management of themselves. In fact the screening area which is usually most subjected to wear and tear is that in correspondence with the feeding. That's why head modules are generally replaced more frequently than modules at the bottom of the screen deck . It's then extremely convenient to maximally fraction the screening surfaces along the longitudinal side of the screen deck. In this way it is possible to replace less screening surface during substitutions.

FEEDING




Standard modular system


FEEDING



EUROGOMMA

 = broken areas

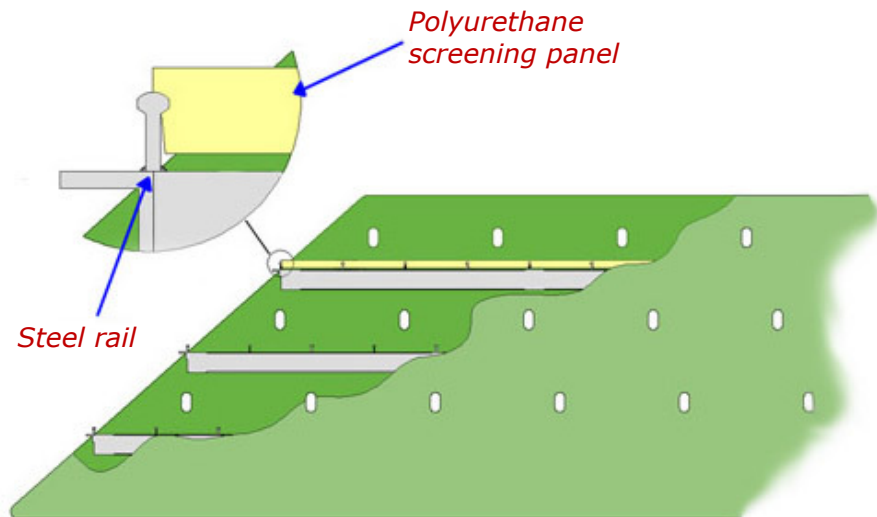
The last great advantage of this modular system is represented by the superior screening performances of our polyurethane panels. In fact the high elasticity of the perforated areas permits to avoid the tedious problem of hole-blinding also with fine and medium screening and increases the passing speed of aggregates and ores through the screening holes.



Application

The fastening operations for the quick & easy modular system are extremely easy. The whole system is constituted by only 2 elements:

- Steel rails
- Polyurethane screening panels



The application follows these stages:

1. Weld a T-bar both at the head and at the bottom of the screen deck in order to create a support for steel rails.
2. Transversally weld the steel rails on the screen deck – the distance among the rails must be equal to the width of the polyurethane screening panels (250/300/400mm)
3. Socket one long side of the polyurethane panel with one steel rail
4. Press the other side of the panel with an hammer in order to socket it with the second steel rail
5. Install lateral bars to protect the screen walls from wear



4. Press the panel with an hammer



5. Install lateral bars