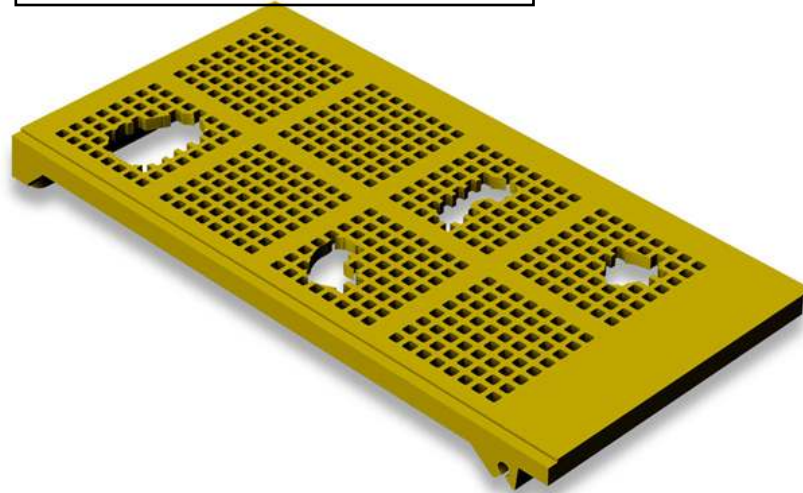


Refurbishment of Polyurethane Step Modules

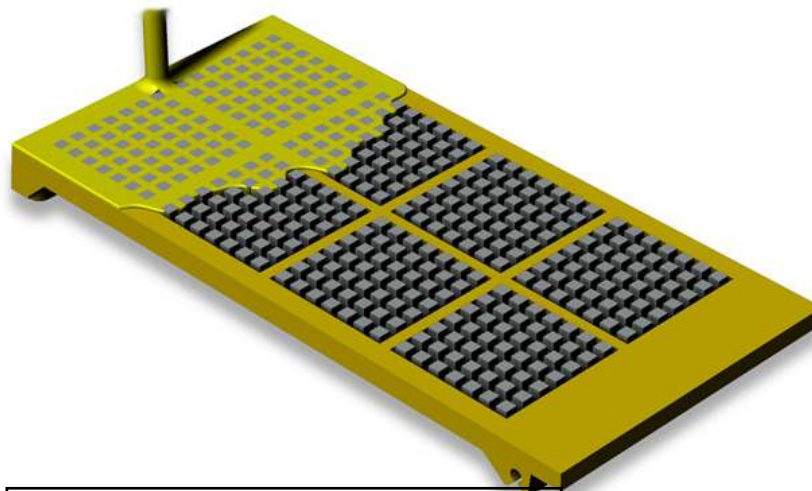
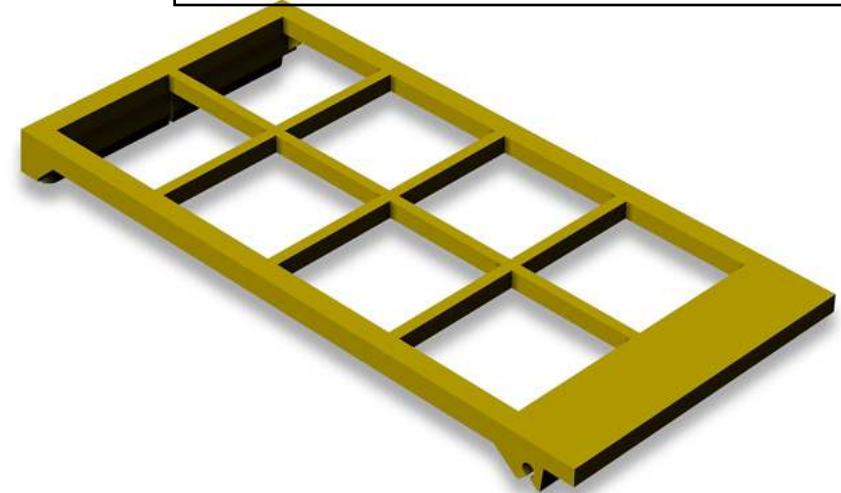


Refurbishment Phases


1) Receipt of the damaged Module



2) Cutting and levelling of the damaged Areas



3) Re-moulding of the missing Areas



4) The refurbished Module is available to Installation

EUROGOMMA receives continuous Demands to replace modular Systems of our Competitors.

As we consider ethically unacceptable to manufacture Modules with the same design of a Competitor's Invention we always propose to replace the complete System with one of our available modular Systems.

However some Clients are not available to replace the complete System, therefor we have found an alternative solution to satisfy the requirements of our Customers without affecting the ethical Policy of our company.

We receive damaged Modules and refurbish them in order to make them installable again.

Of course, this involves the fact that our clients have to send us old damaged Modules and this could sound difficult but we have already verified that in case the Client can send us a consistent quantity of Modules we can hold them in Stock and refurbish the required quantities from time to time. This abates Transport Costs and Delivery times. Think about!

Pictures of refurbished screen modules

